



HYDROGEN GAS GENERATOR

BIPOLAR- PRESSURISED WATER ELECTROLYSIS

Onsite Hydrogen Gas Generation – Clean Energy from Water
Always In Pursuit Towards Excellence

Airox Nigen Equipments Pvt Ltd

ISO 9001:2015 ISO 14000:2015 OHSAS 18000:2007

INDIA - USA – CANADA – MIDDLE EAST

AIROX HYDROGEN GENERATORS **PRESSURISED WATER ELECTROLYSIS (BIPOLAR)**

AIROX HYDROGEN GENERATORS Comes from a long experience of building high performance water electrolyzers. The combination of experience and a constant drive to improve, has made Airox the winning choice for a wide range of applications.

AIROX HYDROGEN GENERATORS are designed and built in Airox own manufacturing facility in Ahmedabad Gujarat India. A dedicated Team of 60 skilled personnel bring a common purpose to work every day to design and manufacture the world's best on-site hydrogen generator.



Airox On-Site hydrogen generator uses water and electricity to produce high quality hydrogen on demand. Since its inception Airox has Hydrogen Generators have been subjected to a continuous improvement process, increasing performance, capacity, quality and durability. By taking our customer's feedback seriously, the result is a product with no compromises at a reasonable cost.

A basic AIROX HYDROGEN GENERATORS for On-Site hydrogen generation consists of

- Hydrogen generating Skid with Electrolyser , Oxygen Gas separator , Hydrogen Gas Separator , Gas cooler , Electrolyte Circulating Pumps along required instruments and interconnecting piping
- A Power Source of Transformer & Rectifier & A Power Distribution Panel
- A PLC with HMI Based control panel
- All Electrical accessories and instruments in generation area are minimum Explosion proof / Atex
- With safety as a key priority every Hydrogen Generator comes with
 - A hydrogen in atmosphere detector & • Oxygen in Hydrogen measurement

With the best conversion efficiency in the industry, Airox On-Site hydrogen generator are flexible and economical source of hydrogen, and can be equipped with a variety of options.

- Hydrogen Purification System (HPS), Closed loop cooling system
- On line gas quality measurement, Reverse osmosis water purification system.
- Hydrogen Booster Compressor for Increased Pressure or bottle Filling
- Container for Out Door Installation (Containerized Solutions)


AIROX HYDROGEN GENERATORS
PRESSURISED WATER ELECTROLYSIS (BIPOLAR)



AIROX HYDROGEN GENERATORS
PRESSURISED WATER ELECTROLYSIS (BIPOLAR)
Containerized System for Out Door Installation

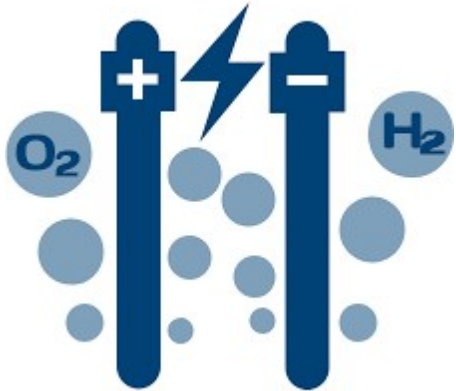


**AIROX HYDROGEN GENERATORS
PRESSURISED WATER ELECTROLYSIS (BIPOLAR)**



AIROX HYDROGEN GENERATORS

Process Description of the Pressurized Water Electrolysis System



The Hydrogen Generator offered is based on Bipolar - Pressurized Water Electrolysis System. The Electrolyser can be designed, manufactured and operated from 5 - 32 BarG.

Each Hydrogen Generator and its Electrolyser is tailor made and designed to suit the customer requirement with respect to the application, capacity, pressure, purity, storage requirement, power & other utilities available at site.

Electrolysers are filled with Electrolyte (30 % KOH in Water). Hydrogen & Oxygen are generated in Electrolyser when DC Power is connected to the Electrolyser. The Main equipment of hydrogen generator is electrolyser, in which, water is decomposed into hydrogen and oxygen through electrolysis - The equation is $2\text{H}_2\text{O} \rightarrow 2\text{H}_2 + \text{O}_2$

The electrolyser is bipolar pressurized type. The cell of electrolyser is divided into anode cell and cathode cell.

Hydrogen is generated on cathode side. Oxygen is generated on anode side.

DC Power is given from a Transformer-Rectifier. Hydrogen and Oxygen thus generated in the Electrolyser along with Electrolyte is sent to Gas Separators, wherein the Gases are allowed to travel further and liquid electrolyte is pumped back into the Electrolyser. The pressure of the system is raised to and maintained at the set pressure by means of regulating valve.



The positive pole of DC power is connected to the anode of electrolyser, cathode of electrolyser directly comes from transformer.



Cathodic reaction is $4\text{H}_2\text{O} + 4\text{e}^- \rightarrow 2\text{H}_2 + 4\text{OH}^-$

Anodic reaction is $4\text{OH}^- \rightarrow \text{O}_2 + 2\text{H}_2\text{O} + 4\text{e}^-$


DM Water is continuously supplied by a Feed water pump which operates at the operating pressure of the system. This DM Water is used to generate the Hydrogen and is consumed @ about One liters per Nm³ of Hydrogen Generated

The electrolyte at the bottom of hydrogen and oxygen separators is pumped back to electrolyser after filtering and cooling, to complete one process cycle.

AIROX HYDROGEN GENERATORS

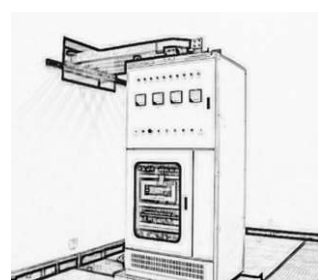
Process Description of the Pressurized Water Electrolysis System

Hydrogen & oxygen generated in electrolyser mixed with electrolyte are sent to hydrogen and oxygen separators, there hydrogen and oxygen are separated with electrolyte due to gravity. Hydrogen and oxygen gases are allowed to pass through hydrogen and oxygen coolers separately and are cooled to the temperature of 30~40°C.



The hydrogen coming out of Hydrogen separator is allowed to pass through a PD Deoxo unit and hydrogen dryer to remove its moisture and oxygen if process needs dry and pure Hydrogen

Transformer & Rectifier - The transformer changes the incoming AC voltage of 11 KV/33 KV/6.6 KV or 415- 440 V (as may be available at site) to the low voltage value required. And Rectifier changes the Low AC Voltage to the desired DC Power .The positive pole of DC power is connected to the anode of Electrolyser and Negative to the cathode of Electrolyser

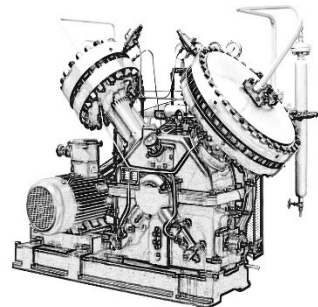


Power distribution panel (PMCC) is used to distribute incoming power to all electrical consumption points.




PMCC Controls and Operates all Electrical Load Motors through PLC

A PLC with HMI is used to operate and control the whole system which is completely Automatic. Complete system is provided with desired instrument as per process for Level , Pressure and Temperature.



Hydrogen Compressor

(Optional) - An Oil Free Diaphragm type Hydrogen compressor is used to boost the pressure of purified hydrogen to required pressure of 150 - 500 Bar G (as desired) for Cylinder filling. The booster Compressor is supplied with associated accessories, suction pot, hydrogen manifold etc.



AIROX HYDROGEN GENERATORS

ADVANTAGES - PRESSURISED WATER ELECTROLYSIS (BIPOLAR)

The Airox Hydrogen Generators have many Advantages over conventional obsolete Uni- Polar Design and they are:

- **Higher Working Pressure**

- The Bipolar Electrolyser can be designed to work from 5 - 32 Bar G pressure and thus This reduces size of hydrogen storage tank and can eliminate booster compressor requirement.
- Large amount of hydrogen can be stored without using hydrogen compressor.

- **Lower Space Requirement (Lower Foot Print)**



- As our System is pressure water electrolysis it does not require large area and It does not require any bulky hydrogen holders

- Electrolyser, Hydrogen and electrolyte treating equipment like separators, cooler, filter, demister etc. as well as the hydrogen purification equipment are mounted in one frame, so it occupies a less space and of course, save the area required to install the system.

- **Better material of construction and longer Equipment life**

- The major equipment and internal skid piping is of Stainless Steel
- The Equipment is designed for 30 Bar g Pressure and for a longer life of 20 – 25 years

- **High Level Automation makes it Reliable and Safe**

- Whole system is automatically controlled with PLC.
- The PLC is designed as per system requirement.
- HMI is selected as per requirement
- The switch-over of dryers is also automatic.
- Customized solution are incorporated
- All parameters are controlled automatically through PLC, for example, working pressure, working temperature, pressure difference, liquid level, switch over of dryers, heating time of dryers etc., and all process measurements, alarming points and interlock points are linked to PLC to ensure guaranteed safety of the system.



- **And Unipolar System Comes with following inherent Disadvantages**

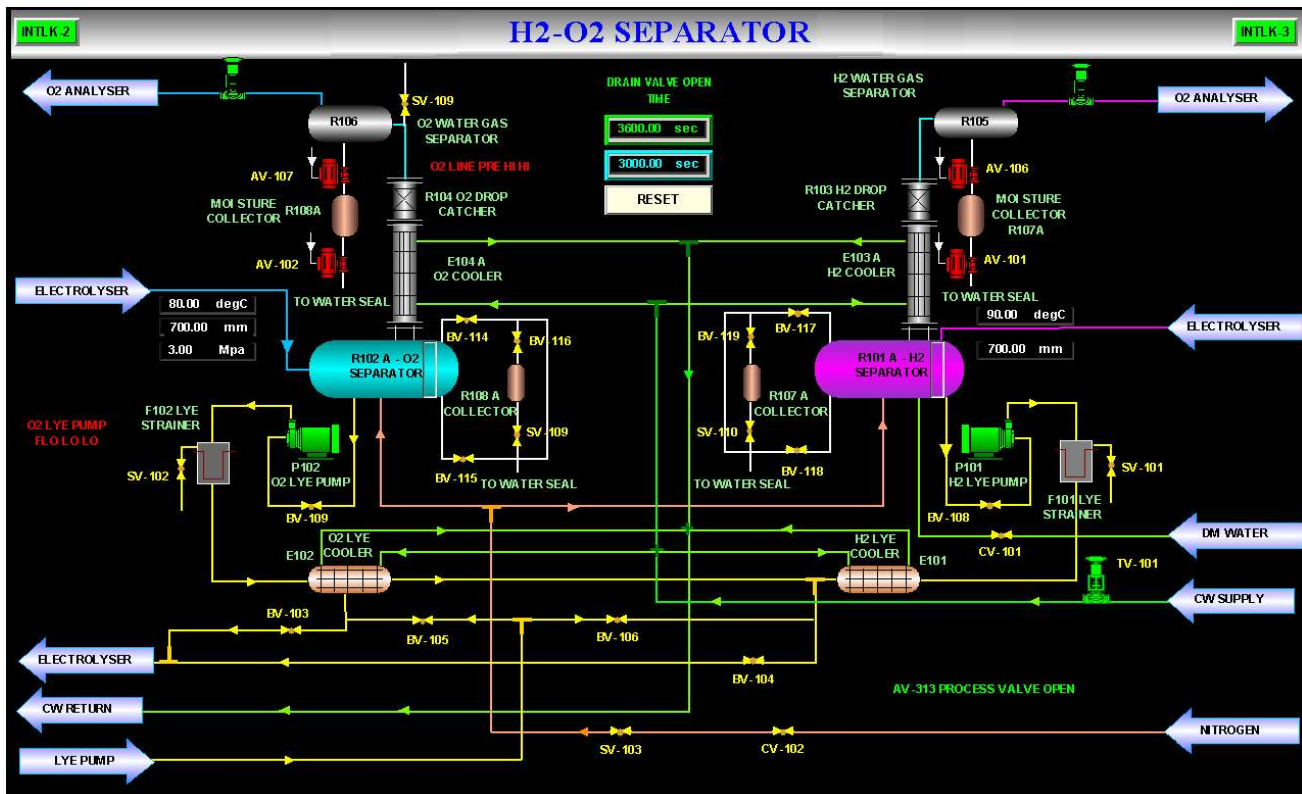
- Working life of system is only 3 to 5 years
- Requires frequent maintenance.
- Material of construction is with Mild Steel, whereas the bipolar equipment comes with Ni plated steel or SS.
- It is out dated technology. All vendors across the world have stopped making this equipment except one in India.

AIROX HYDROGEN GENERATORS

PRESSURISED WATER ELECTROLYSIS (BIPOLAR)

CONTROL & OPERATION PHILOSOPHY OF THE SYSTEM

AIROX PWE HYDROGEN GENERATOR is operated and controlled by PLC along with HMI. PLC/HMI can be User defined. The Third party Communication is by Ethernet/Modbus. PLC controls the whole operation of the system and Can do the emergency stop/trip of the system. If the system major parameter are different then the required system immediately give audio visual alarm and would take corrective action as required



- The system can be started by just switching on a switch or by one command through HMI.
- On a getting a Start Command the PLC checks the process variables of the system that must be within certain parameters before the program will execute and progress to a further phase.
- The start-up conditions can also become shut down conditions, if a start-up condition fails during the normal operation of the unit and finds the basic parameters are not in order giving you the audio visual signal on the PLC.



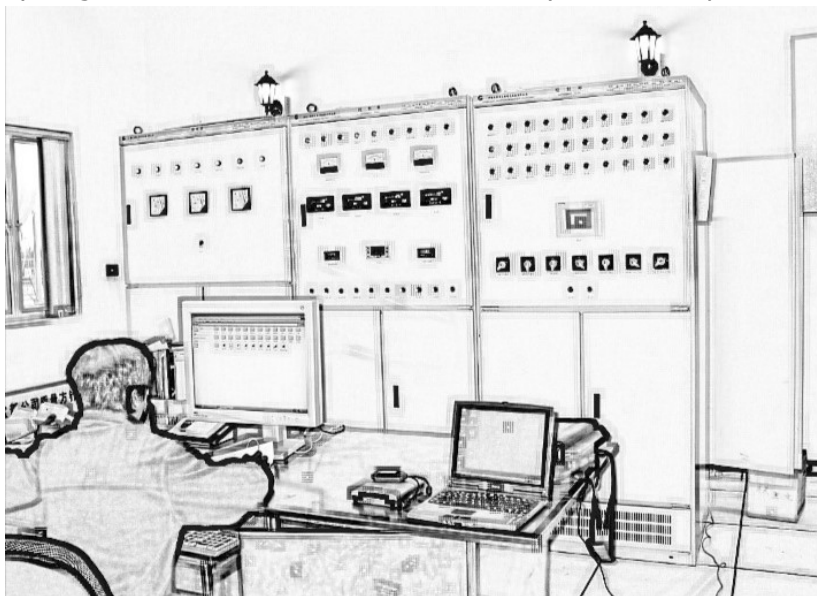
- When the PLC is first started, its program performs a form of self-diagnostic checking, including its own power supply, sub modules, networking, network traffic, execution speed, serial ports etc before any other operations can be initialized. Only after the self diagnostic is completed successfully the plc starts further function, in case of any issue an alarm will be generated, an operator can take corrective action. Once this is done, then the system is prepared to perform a Nitrogen Purge, provided conditions are correct and system is required to perform nitrogen purge

AIROX HYDROGEN GENERATORS

PRESSURISED WATER ELECTROLYSIS (BIPOLAR)

CONTROL & OPERATION PHILOSOPHY OF THE SYSTEM

- Nitrogen is made available from a bank of few cylinder installed for purging and all are kept filled at regulated pressure ready for purging however with isolation valve closed which needed to be opened manually when ever nitrogen purging is required.
- Nitrogen purge is done if the plant was in shutdown condition for a long time This is in order to drive all the air from the system before hydrogen is permitted to enter. The program first checks what are called the Nitrogen Purge Start-Up Conditions i.e. the electrolyte levels, pressure and temperature are checked before the purge of the system can be started.
- The conditions for nitrogen purge are different to those of hydrogen production due to the difference in the gases. Once a specific volume of nitrogen, enough to entirely purge the system has entered, the system progresses to the next stage, of Hydrogen Production.
- Before hydrogen production can begin and send for further purification and consumption and storage or compression , the nitrogen in the system has to be replaced with hydrogen gas by process called the Hydrogen Purge.
- Once the hydrogen production is initialized and the purity required is achieved then the hydrogen is sent further to deoxo system for purification and then consumption or



compression after meeting the process condition and parameters being in acceptable limits.

- System then continues to operate all consecutive steps till the hydrogen compression is started unless some parameter is wrong and detected and the same would have an alarm generated for which corrective action is to be taken

- During normal operation all the parameters are

continuously monitored and recorded. parameters like pressure, temperature, electrolyte flow rate, electrolyte level, DM water quality ,purity of gas at dryer exit is all recorded and ensured that the gas and the equipment does not goes off specifications. For all the above parameters the instruments are provided.

- System shut down can be performed whenever the plant is not needed to be operated. The shut down can be
 - Normal shut down wherein you need to restart the system in a day or two.
 - Emergency shutdown – due to fault generation or detected.
 - Long shut down – wherein you do not need to use the plant for a longer time and then you need to purge out hydrogen from system and purge in nitrogen to keep it in safe shut down condition.

AIROX HYDROGEN GENERATORS

PRESSURISED WATER ELECTROLYSIS (BIPOLAR)

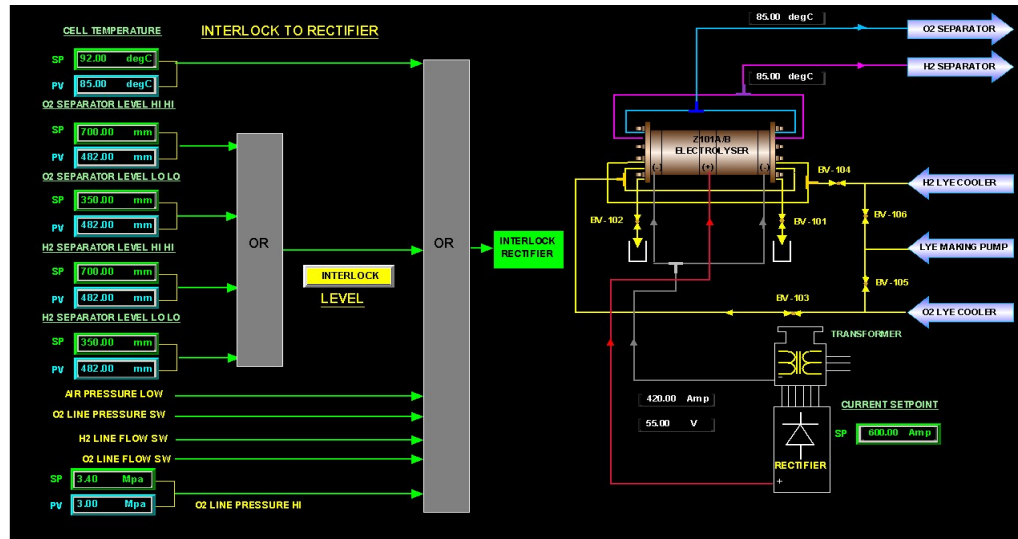
SAFETY FEATURES OF HYDROGEN PLANT

Hydrogen is a combustible gas, its combustion and explosive ranges are wide. In the air, its combustion and explosion ranges is 4.0~75 %(v/v) and 18.0~59%(v/v), in oxygen, they are 4.65~94% and 18.3~58.9%, the energy for firing is only 0.02mJ, the flame speed is 270cm/s.

So, for hydrogen, One has to be careful enough to ensure safety, and in so while manufacturing and designing of hydrogen equipment, we strictly obey all of the rules of concerned standards.

In order to meet the needs of explosion-proof, the system is designed according to the requirements of concerned standards for hazardous location. All Instruments in Hydrogen Generation area are explosion-proof (confirming to Group Gas IIC).In order to guarantee the safety of system, many alarming and interlocking points are installed.

Pressure control - In normal operation, the control system monitors the pressure value, compared it with the set values, once the measured value overpasses the set value, there will be a alarming signal to tell operator to tackle the problem. If the problem is not solved timely



and the pressure increases continuously, a signal come from the pressure transmitter on site will trip the rectifier to stop the generation of hydrogen.

Consideration the reliability, the signals for alarming and interlocking come from different instruments .

Temperature control - The temperature control is very important and critical as well, the temperature are monitored by PLC, when the temperature overpasses the set value, it will alarm, when the temperature is higher than required, the control system will trip the rectifier.

AIROX HYDROGEN GENERATORS
PRESSURISED WATER ELECTROLYSIS (BIPOLAR)
SAFETY FEATURES OF HYDROGEN PLANT

Level control - The control system compares the measured values of hydrogen and oxygen liquid level in the separators with their set values, and operates the valves to maintain the level and gas generation , once the values are beyond of the set ranges, the control system will generate alarm to tell the operator to tackle the problems, if the problems are not solved timely, the rectifier will trip the system . This measurement and control is so important that if the level difference goes uncontrolled then it can result in explosion

Flow control of electrolyte : The System measures the flow of circulation electrolyte on electrolyte pipeline, when it is lower than the set value of minimum flow, the control system will raise alarm and trip the rectifier. This Flow measurement prevent the damage of electrolyser because of the rapid increase of electrolyser's temperature due to low electrolyte flow.

Control of the pressure of instrument air : Most of the actuators are actuated by instruments air, the air pressure must be higher enough to actuate the actuators, so, we monitor the pressure value of instruments air , when it is found lower than needed, the control system will give alarm.

Over high temperature protection of thyristor : Thyristor is the key part of rectifier,



There is temperature measuring point and over high temperature alarming on every thyristor.

Protection of current overflow of rectifier : When the current output of rectifier overpasses the set upper value, it will be trip the input of transformer and thus this protection prevents the damage of

rectifier caused by current overflow.

Phase lack protection of rectifier : When phase lack of input of rectifier occurs, rectifier will be tripped and the cut the input of transformer

Abnormal of gas purity / Composition -When the purities of hydrogen and oxygen are too low, control system will alarm and trip / stop the hydrogen generation system or supply of hydrogen to consumption point .

ENVIRONMENT PROTECTION – THIS SYSTEM DOES NOT GENERATE ANY CONTAMINANTS

AIROX HYDROGEN GENERATORS
PRESSURISED WATER ELECTROLYSIS (BIPOLAR)

Safety Data Sheet for Hydrogen

Common synonyms	:	None
Formula	:	H ₂
Physical properties		
• Form	:	colorless gas
• Stability	:	Stable, but highly flammable
• Melting point	:	-259 deg C
• Boiling point	:	-253 deg C
• Critical temperature	:	-240 deg C
• Flammability range	:	4% - 75% in air
• Vapor density	:	0.0696 (air = 1)
• Vapor pressure	:	(n/a at 20 C)
• Auto ignition temperature	:	560 deg C
• Molecular weight	:	2.016 grams/mole.
• Density, in gaseous state	:	(1 bar, 15°C) 0.8481 kg/m ³ .
• Evaporation heat(in sublimation point)	:	454.6 J/grams
• Specific heating capacity	:	at 20 °C - 14.32 j/g
• Heat conductivity factor	:	at 0 °C 1710 MV/cm

Principal hazards : Hydrogen is very flammable. It forms a potentially explosive mixture with air over a wide composition range (4%- 75% hydrogen by volume).

Stability : Stable, highly flammable, readily forms explosive mixtures with air. Upper composition limit (in most countries) for use of a nitrogen/hydrogen mixture in the open lab is 5.7% hydrogen.

Toxicology : Generally considered as safe, apart from the physical risks which arise from flammability.

Safety note : Inhalation of hydrogen is a dangerous practice in view of the possibility of explosive reaction of the hydrogen-air mixture either outside or within the body, caused by static electricity discharge.

Safe handling : Wear safety glasses. Work in a well ventilated area, preferably using a fume cupboard. Remove any source of ignition, such as naked flames or hot air guns, from the working area before starting.

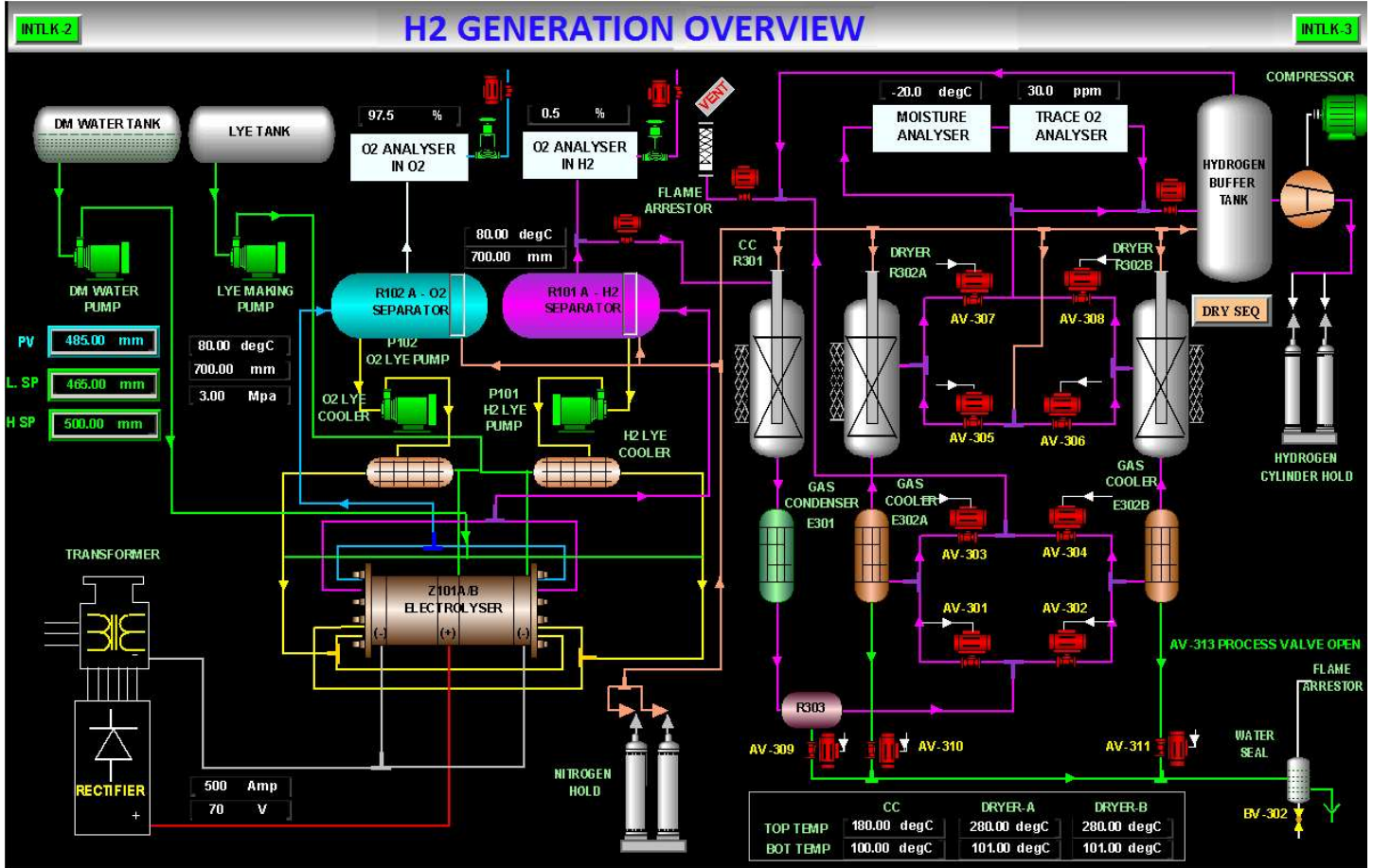
Emergency : Eye & Skin contact : Unlikely to occur

If inhaled : Hydrogen is not poisonous, but is an asphyxiant. Accidental inhalation of sufficient hydrogen to cause breathing problems is unlikely but if it occurs, remove the patient to fresh air. If breathing has stopped, immediately start artificial respiration and call for medical help.

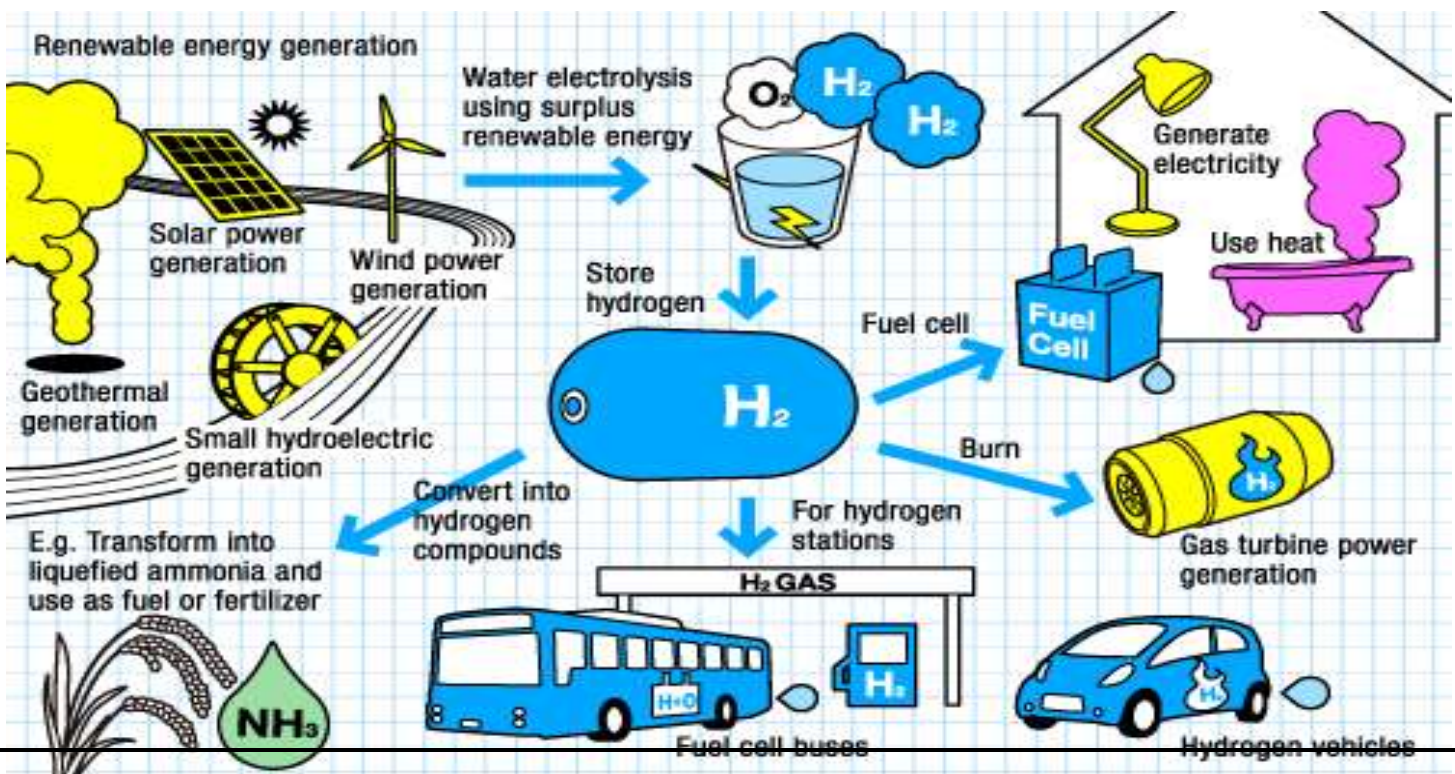
Disposal : Small amounts of hydrogen can be allowed to disperse naturally, preferably through a fume cupboard.



AIROX HYDROGEN GENERATORS PRESSURISED WATER ELECTROLYSIS (BIPOLAR)



Scada Operation for Airox Hydrogen Generator By PLC Applications Of Hydrogen



AIROX HYDROGEN GENERATORS
PRESSURISED WATER ELECTROLYSIS (BIPOLAR)

Capacity offered	-	2 Nm ³ /hour to 1000 Nm ³ /hour
Power Consumption-Kw/Nm ³	-	~ 4.6 to ~ 4.8 DC Power
Hydrogen Purity	-	99.8 % to 99.9998%
Dew Point	-	≤ - 40 ° C to ≤ - 70 ° C
Trace O ₂	-	≤ 2 PPM to ≤ 5 PPM
Oxygen Purity	-	≥ 99.5%
Working Pressure	-	10 Bar G to to 32 Bar G
Booster Compressor(Optional)-	-	Offered for 150-500 Bar G

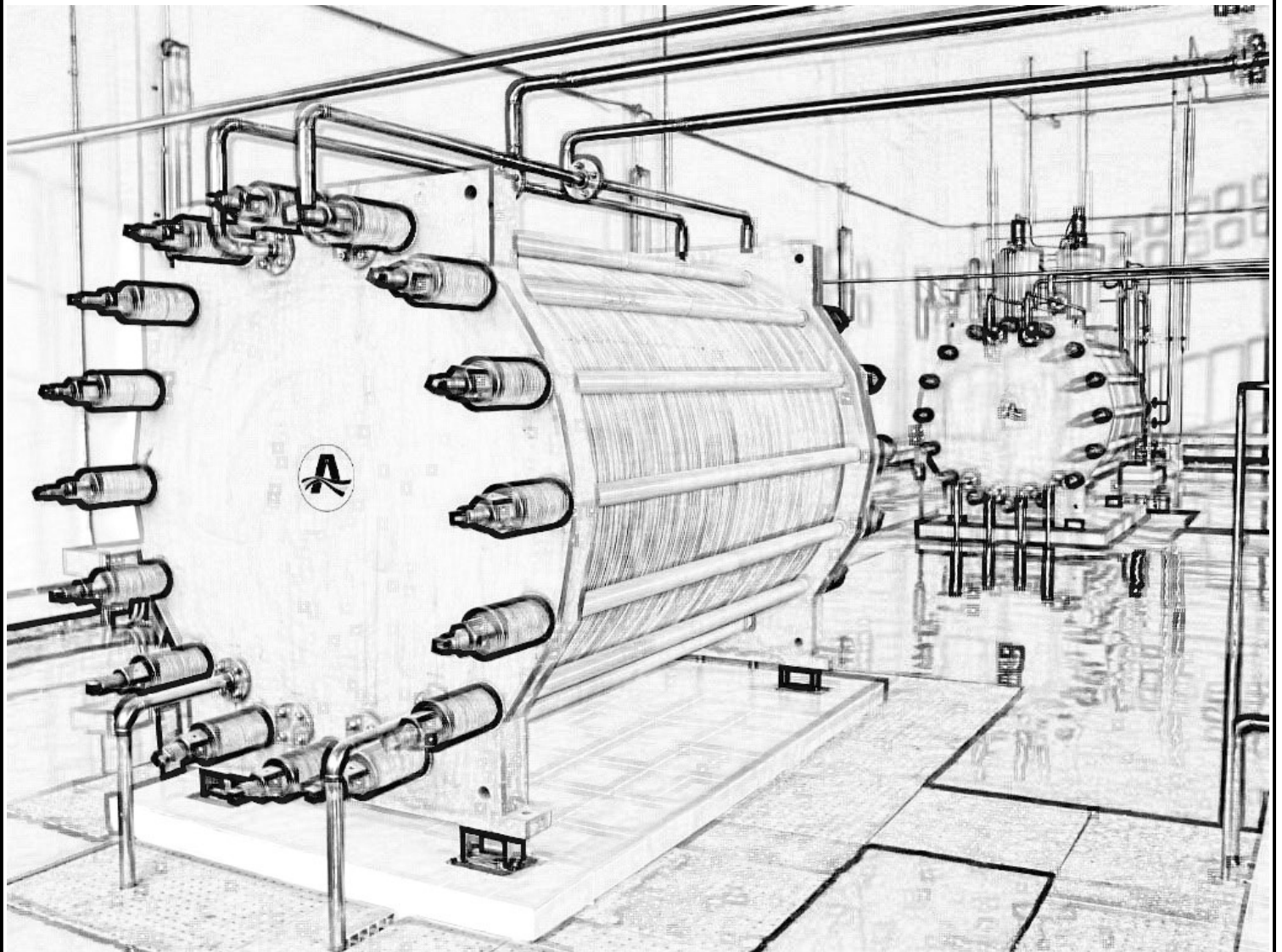
Airox Model	Hydrogen Nm ³ /Hour	Oxygen Nm ³ /Hour	Connected Power KVA	DM Water Litres / Hr
AHD002	2	1	16	2
AHD005	5	2.5	40	5
AHD007	7	3.5	56	7
AHD010	10	5	80	10
AHD012	12	6	96	12
AHD015	15	7.5	120	15
AHD020	20	10	160	20
AHD025	25	12.5	200	25
AHD030	30	15	240	30
AHD040	40	20	320	40
AHD050	50	25	400	50
AHD060	60	30	480	60
AHD075	75	37.5	600	75
AHD090	90	45	720	90
AHD100	100	50	800	100
AHD125	125	62.5	1000	125
AHD150	150	75	1200	150
AHD180	180	90	1440	180
AHD200	200	100	1600	200
AHD250	250	125	2000	250
AHD300	300	150	2400	300
AHD400	400	200	3200	400
AHD500	500	250	4000	500

Capacity shown here are of standard Models.

We can design and manufacture any Capacity as per user requirements

AIROX HYDROGEN GENERATORS
PRESSURISED WATER ELECTROLYSIS (BIPOLAR)
INDUSTRIES WE SERVE

Thermal and Gas Power Plants – Turbine Cooling Aero Space
Steel Making - Cold-Rolled & Galvanizing Laser Cutting
Metal Refining Welding Sintering Jewelry
Renewable Energy Petrochemicals Semiconductors & Electronics
Edible Oil Refining and Hydrogenation Laboratory and Research
Hydrogen Fueling System



AIROX HYDROGEN GENERATORS
PRESSURISED WATER ELECTROLYSIS (BIPOlar)

References and Approvals



A Navratna Company



DB Power Ltd



TATA CONSULTING ENGINEERS LIMITED




RELIANCE Power
Anil Dhirubhai Ambani Group



FICHTNER
Consulting Engineers Limited





CONTACT US

Web address - www.airoxnigen.com

sales@airoxnigen.com projects@airoxnigen.com



Main Corporate Office

410, Fourth Floor, Sarthik Square
Near GNFC Tower SG Road, Bodakdev
AHMEDABAD-380054, GUJARAT, INDIA.
+91 79 2684 2400 / 2500 / 2600 / +91 99 11 888 300

Project Management Office (Gurgaon)

413-416, Fourth Floor, Spaze I Tech Park, TOWER B - 4,
Sector 49, Sohna Road, GURGAON HARYANA, INDIA 122001
Phone : 00 91 124 -423 0925 - 0926 - 0927

Mobile. : +91 991188 3300 / 9999 49 3300 / 9899343130

Service & Spares Support – Service@airoxnigen.com

INDIA – USA – CANADA – MIDDLE EAST